

HOSE CLAMPS



MATERIAL

BC CLAMP: Clamp with bridge

CR CLAMP: Clamp with folding drawer.









STD CLAMP: Standard clamp made in W1 / W2 with 9 or 12 mm band

APPLICATION

BC CLAMP: For all convoluted outer cover hoses right-handed or left-handed

CR CLAMP: For all smooth outer cover hoses with large diameters









STD CLAMP: For clamp externally smooth hoses

							
Measures (mm)	W1/9	W1/12	W2/9	W2/12	BC	CR	Screw (mm)
8-12	a	n/a	a	n/a	n/a	n/a	7
10-16	a	n/a	a	n/a	n/a	n/a	7
12-20	a	n/a	a	n/a	n/a	n/a	7
16-25	a	n/a	a	a	a	n/a	7
16-27	n/a	a	a	a	a	n/a	7
20-32	a	a	a	a	a	n/a	7
25-40	a	a	a	a	a	n/a	7
32-50	a	a	a	a	a	n/a	7
40-60	a	a	a	a	a	n/a	7
50-70	a	a	a	a	a	n/a	7
60-80	a	a	a	a	a	n/a	7
70-90	a	a	a	a	a	n/a	7
80-100	a	a	a	a	a	n/a	7
90-110	a	a	a	a	a	n/a	7
100-120	a	a	a	a	a	n/a	7





TUBIFLESSIBILI

 Measures (mm)	 W1/9	 W1/12	 W2/9	 W2/12	 BC	 CR	 Screw (mm)
110-130	a	a	a	a	a	n/a	7
120-140	a	a	a	a	a	n/a	7
130-150	a	a	a	a	a	n/a	7
140-160	a	a	a	a	a	n/a	7
150-170	a	a	a	a	a	n/a	7
160-180	a	a	a	a	a	n/a	7
170-190	a	a	a	a	a	n/a	7
180-200	a	a	a	a	a	n/a	7
190-210	a	a	a	a	a	n/a	7
200-220	a	a	a	a	a	n/a	7
210-230	a	a	a	a	a	n/a	7
220-240	a	a	a	a	a	n/a	7
230-250	a	a	a	a	a	n/a	7
240-260	a	a	a	a	a	n/a	7

